

Leeds Planning Ahead Report (End of Life)

Leeds Health & Care Partnership

2024-25 Report (Q3) - Leeds Citywide

Data Source : SystmOne and EMIS

Data Provided by : Leeds Community Healthcare, St Gemma's Hospice, Sue Ryder Wheatfields Hospice and Public Health Leeds (Integrated Digital Services)

Report Compiled by : Business Intelligence Team, Leeds Office of the ICB

	Page
Summary	3
Part 2 - Leeds City EoL Data	
C2.1 Total patient deaths in and out of hospital and total deaths by	4
C2.2 Patients who died and were included on EPaCCS	4
C2.3 Preferred place of death recorded	5
C2.4 Actual place of death recorded	5
C2.5 Preferred Place of Death Achieved (First Choice) by patients	6
C2.6 Duration of time (in weeks) the patients were on EPaCCS (Leeds)	7
C2.7 Deceased EPaCCS patients who have ReSPECT (Recommended Summary Plan for Emergency Care and Treatment) Code recorded on the system.	8
C2.8 Percentage of deceased EPaCCS patients with 3 or more Unplanned Admissions (Non-Elective Inpatient) in the last 90 days of their life.	8

Leeds Planning Ahead Report (End of Life)

The Electronic Palliative Care Coordination System (EPaCCS) is an electronic record that supports advance care planning conversations and improves the coordination of care for people approaching the end of life.

It provides a summary of key recommendations, preferences and information essential to the high quality care for patients with palliative care needs and those choosing to plan ahead, irrespective of prognosis. Local and national data shows that when patients are given the opportunity to discuss and share their preferences they are more likely to achieve their end of life care goals.

This is a 2024-25 (Q1-Q3) Leeds Planning Ahead Report report, combining SystmOne and EMIS data for patients registered from all the practices across Leeds.

To ensure a comprehensive view of advance care planning it collates EPaCCS data entered by all relevant care providers: Leeds Community Healthcare community services, hospice services, community palliative care teams in addition to primary care.

These Leeds Planning Ahead Report (End of Life) reports have been produced to enable you to reflect on end of life care in your practice.

Key findings of the 2024-25 Report (Q3) report are:

- ◆ **42%** of adults who died in Leeds had an EPaCCS record compared to previous year (45.9%).
(EPaCCS Deaths / All Deaths) 2024/25: Q1 (613/1411), Q2 (619/1354), Q3(672/1590)
(EPaCCS Deaths / All Deaths) 2023/24: Q1 (665/1444), Q2 (700/1411), Q3 (732/1574) and Q4 (691/1641)
- ◆ **78%** achieved their preferred place of death in current reporting period compared with the previous year of 80%; with 69% dying outside of hospital compared to 70.3% in the previous year.
- ◆ The proportion of patients whose EPaCCS record was started more than 3 month before they died is at 56% in current reporting period compared to 55% the previous year.
- ◆ The proportion of patients **without** an actual place of death recorded in current reporting period is **15%** compared to 14% in the previous year.
- ◆ Percentage of patients who died with GSF and also had a RESPECT Code recorded on the system:
2024/25: Q1 (97%), Q2 (95%), Q3 (97%)
2023/24: Q1 (92%), Q2 (91%), Q3 (94%) and Q4 (92%)
- ◆ Deaths at home recorded in the current reporting period :
2024/25: Q1 213 deaths (29%), Q2 191 deaths (31%), Q3 202 deaths (30%)
2023/24: Q1 213 deaths (32%), Q2 215 deaths (31%), Q3 210 deaths (29%) and Q4 175 deaths (25%)

This report covers a period of continued high demand across the health and social care environment on the system. It is a considerable achievement the proportion of patients being supported in their preferred place has been maintained along with the overall proportion of people with an EPaCCS record. This marks a sustained improvement on 2016-2017 when 33% of adults who died had an EPaCCS record.

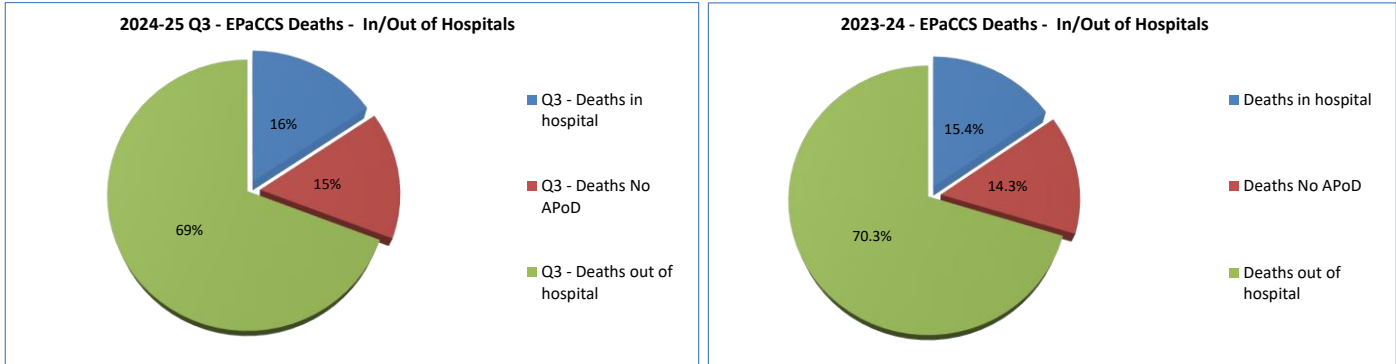
The findings show that that a greater proportion of people are being given opportunities to discuss , document and share their care preferences at an earlier stage and demonstrate improved data quality.

Part 2 - Leeds Health & Care Partnership EoL Data 2024-25 Report (Q3)

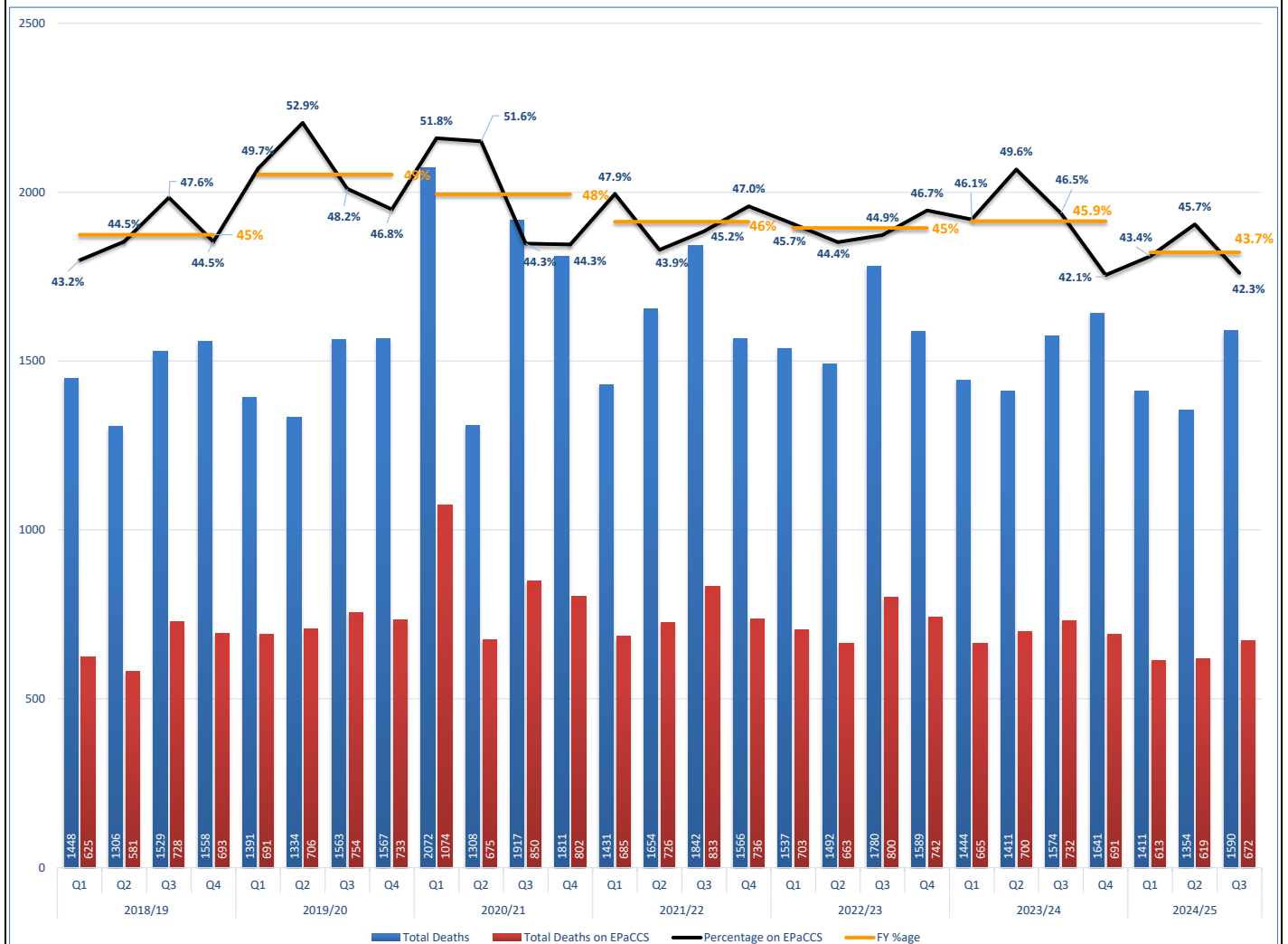
C2.1 Total patient deaths in and out of hospital and total deaths by

	Q1		Q2		Q3		Q4		Total	
1. Total deaths in hospital?	102	17%	135	22%	105	16%			342	18%
2. Total deaths out of hospital?	437	71%	421	68%	465	69%			1323	69%
3. Total number of deaths with No APoD	74	12%	63	10%	102	15%			239	13%
4. Total number of deaths in Leeds	All	EPaCCS	All	EPaCCS	All	EPaCCS	All	EPaCCS	All	EPaCCS
	1411	613	1354	619	1590	672			4355	1904

Percentage deaths in hospital / out of hospital for 2024-25 Report (Q3) compared with previous year.



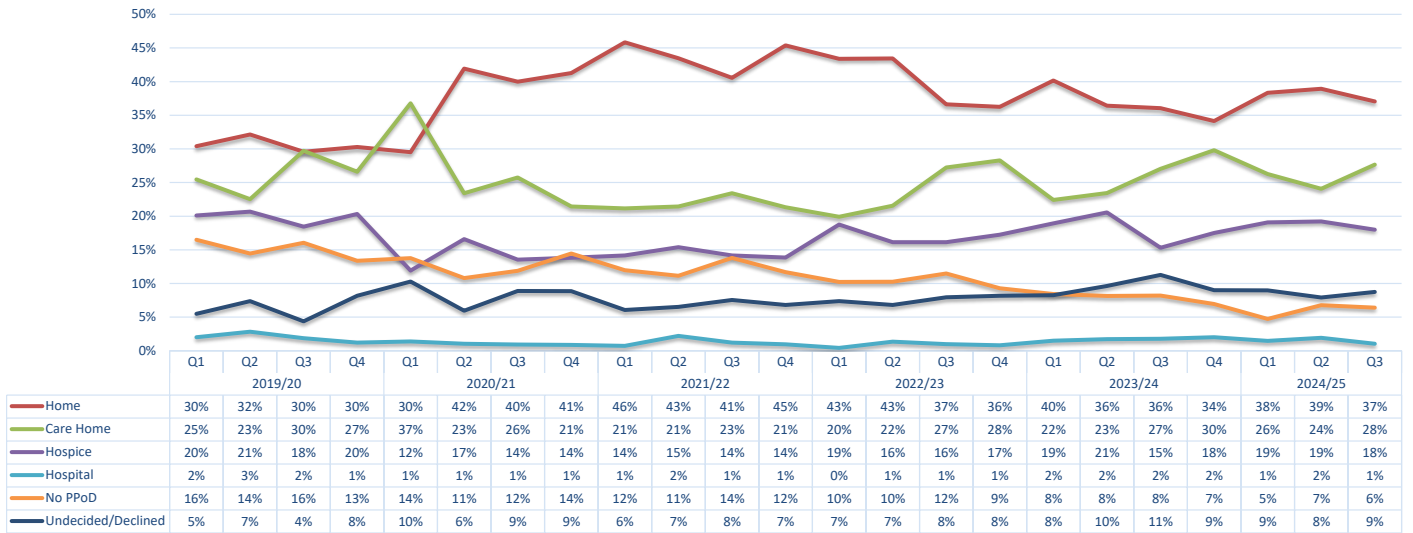
C2.2 Patients who died and were included on EPaCCS



Part 2 - Leeds Health & Care Partnership EoL Data 2024-25 Report (Q3)

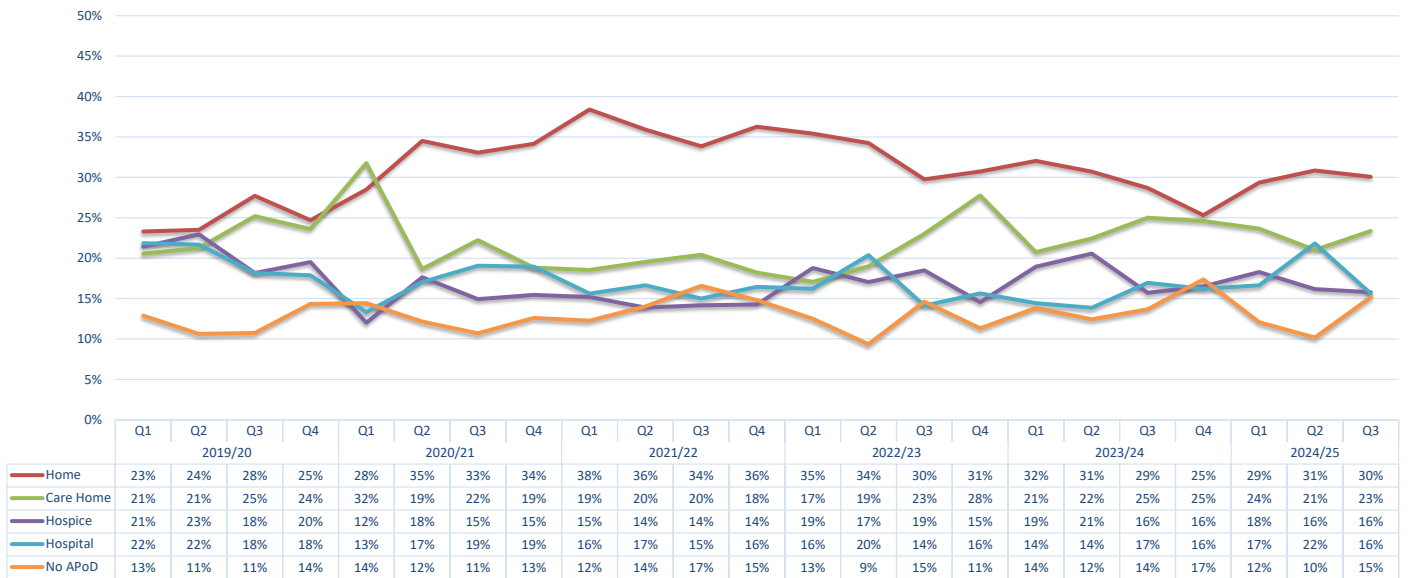
C2.3 Preferred place of death recorded

		Leeds Health & Care Partnership											
	Preferred Place of Death	Q1		Q2		Q3		Q4					
1	Care Home	161		149		186							
2	Home	235		241		249							
3	Hospice	117		119		121							
4	Hospital	9		12		7							
5	No PPOD (preferred place of death)	29		42		43							
6	Undecided/Declined	62		56		66							
	Total	613		619		672							



C2.4 Actual place of death recorded

		Leeds Health & Care Partnership											
	Actual Place of Death	Q1		Q2		Q3		Q4					
1	Care Home	145		130		157							
2	Home	180		191		202							
3	Hospice	112		100		106							
4	Hospital	102		135		105							
5	No APoD (actual place of death)	74		63		102							
6	Other	0		0		0							
	Total	613		619		672							



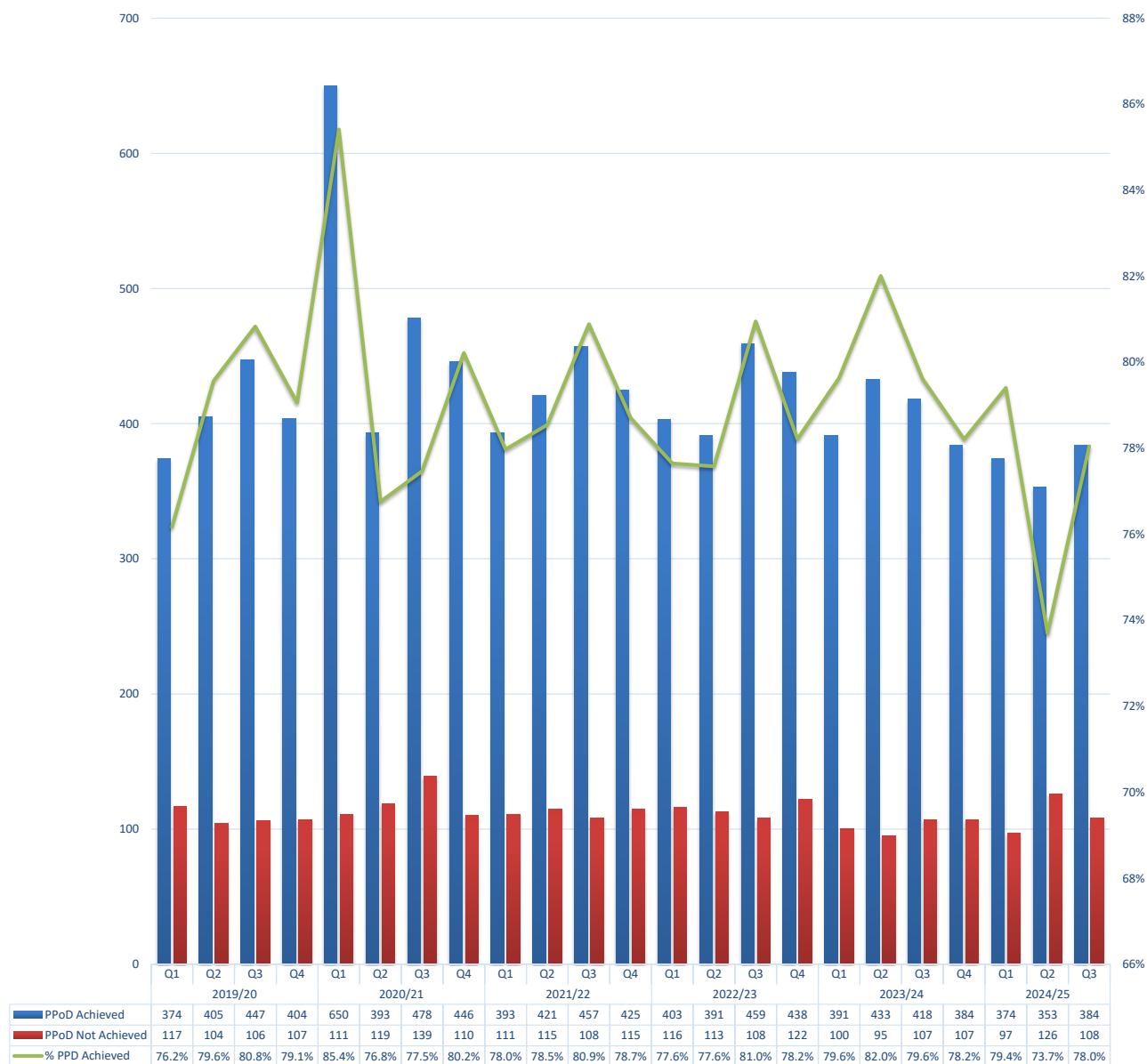
Part 2 - Leeds Health & Care Partnership EoL Data 2024-25 Report (Q3)

C2.5 Preferred Place of Death Achieved (First Choice) by patients

	Qtr	PPoD Achieved	PPoD Not Achieved	% PPD Achieved
Leeds Health & Care Partnership	Q1	374	97	79%
	Q2	353	126	74%
	Q3	384	108	78%
	Q4			
	Total	1111	331	77%

NOTE: Only patients with both PPoD and APoD recorded are included in this analysis

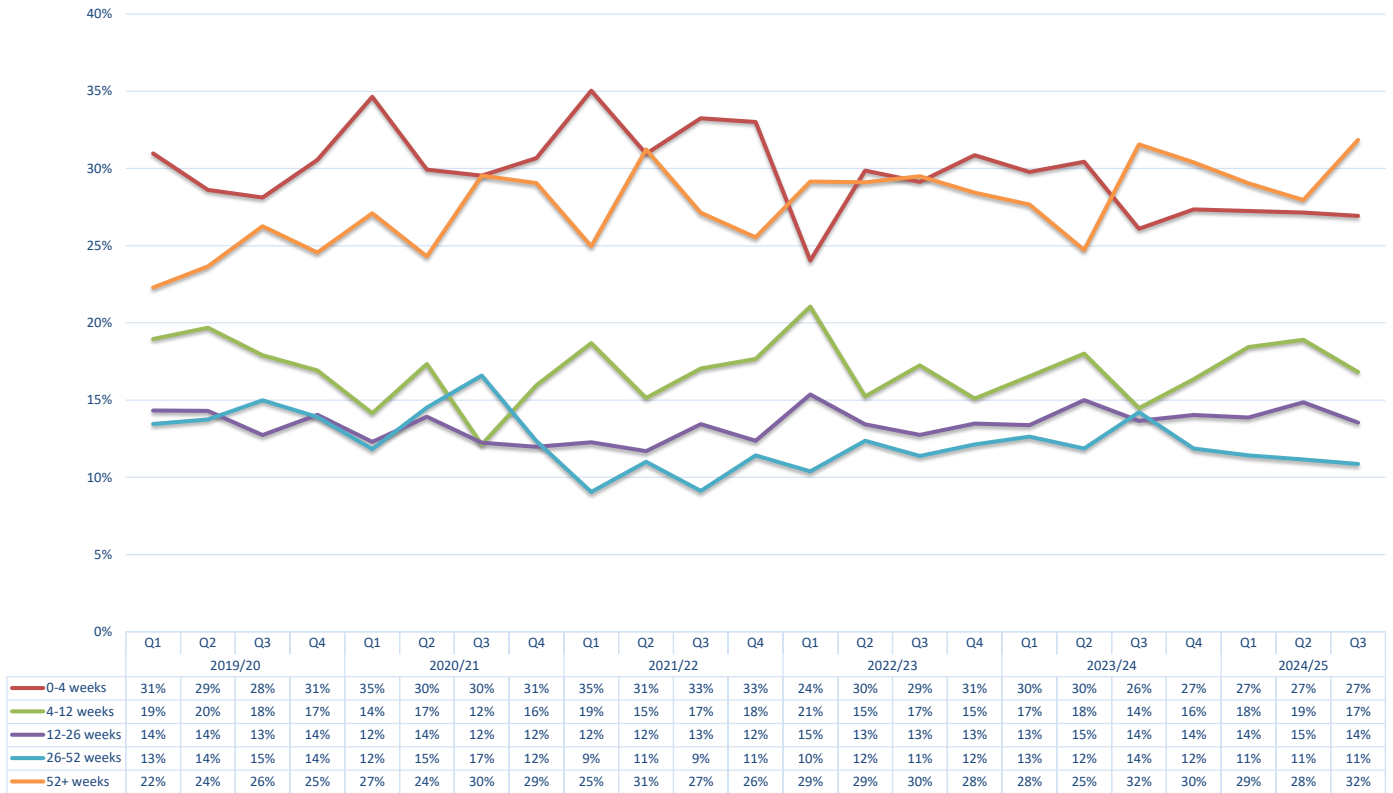
Preferred Place of Death (First Choice) Achieved by patients



Part 2 - Leeds Health & Care Partnership EoL Data 2024-25 Report (Q3)

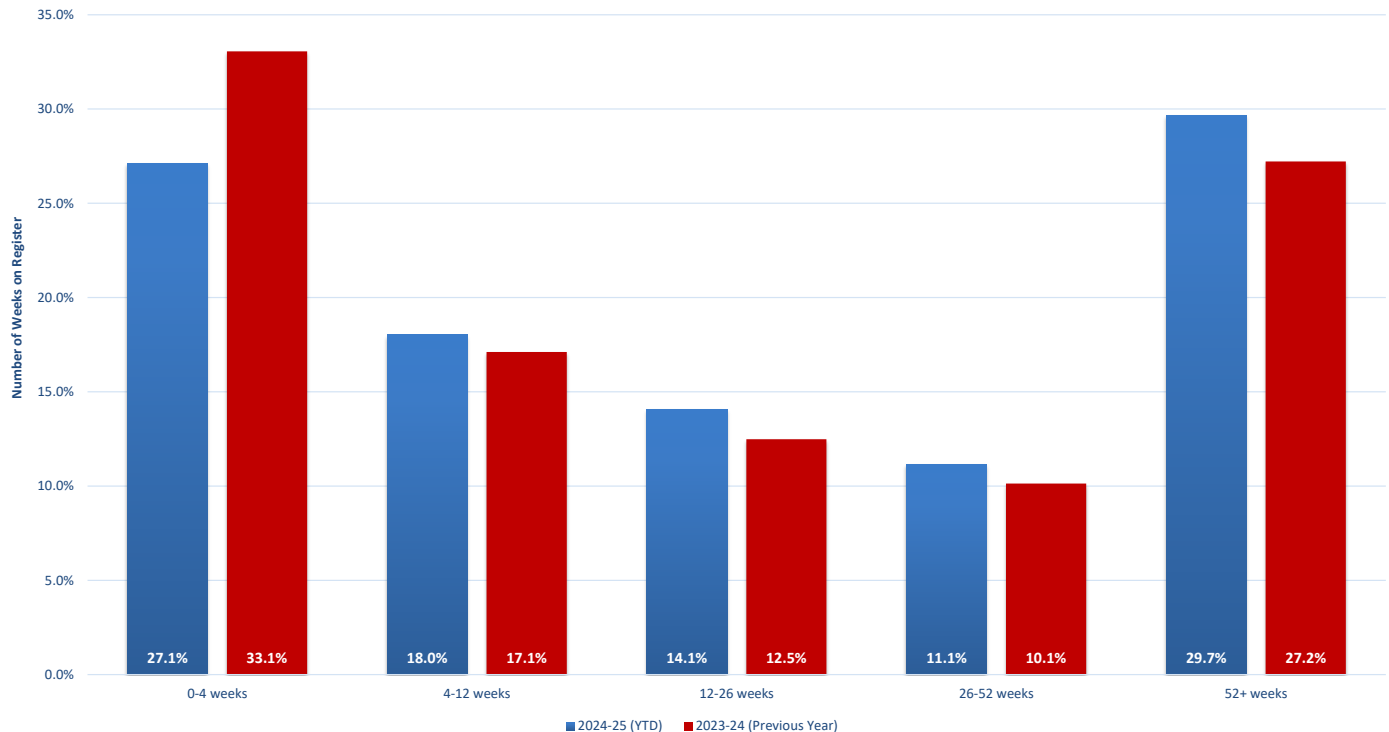
C2.6 Duration of time (in weeks) the patients were on EPaCCS (Leeds)

Duration of time (in weeks) the patients were on EPaCCS by Quarter (as %age of Total)



Duration of time (in weeks) the patients were on EPaCCS (as %age of Total)

2024-25 (YTD) vs 2023-24 (Previous Year)

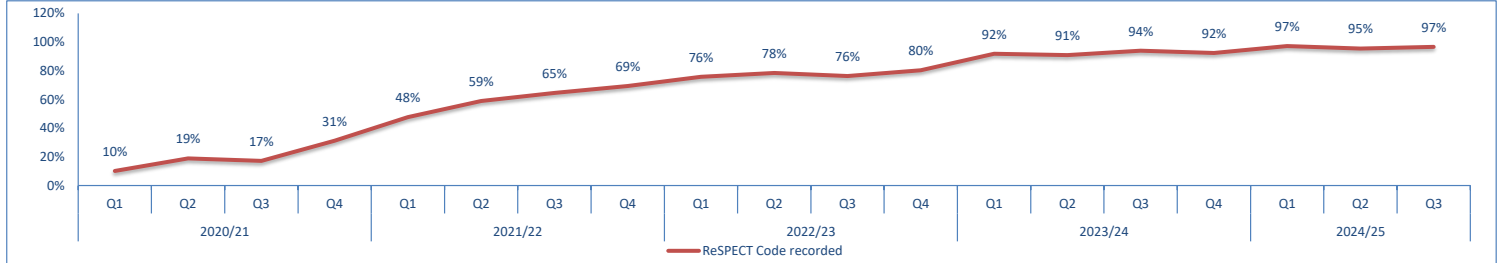


Part 2 - Leeds Health & Care Partnership EoL Data 2024-25 Report (Q3)

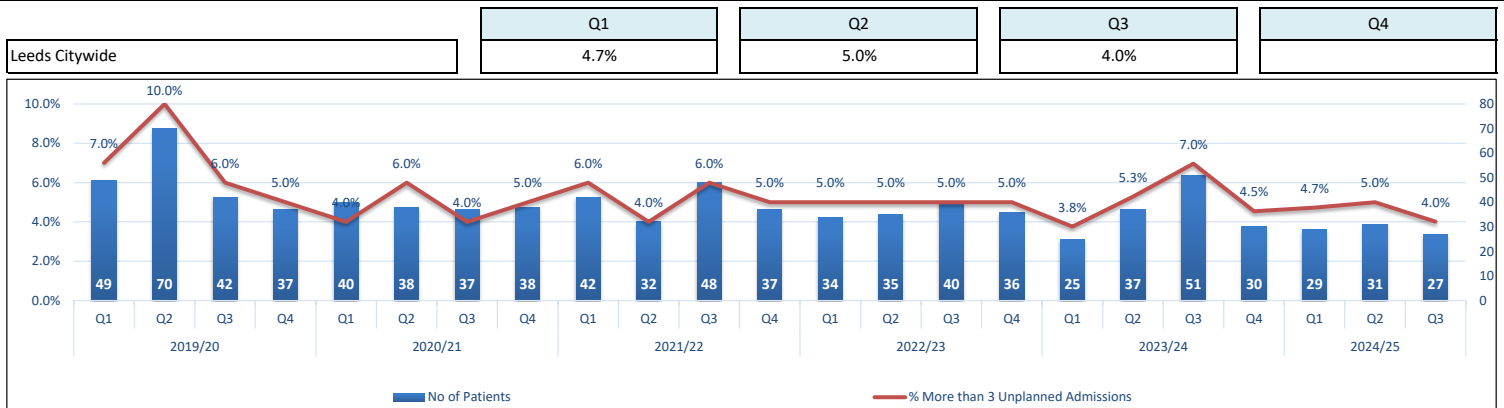
C2.7 Deceased EPaCCS patients who have ReSPECT (Recommended Summary Plan for Emergency Care and Treatment) Code recorded on the system.

Note: 2023-24 onwards data has been enhanced using the ReSPECT data received from Leeds Teaching Hospital PPM+

Patients with ReSPECT Code	Q1		Q2		Q3		Q4	
ReSPECT Code recorded	596	97%	591	95%	650	97%		
ReSPECT Code not recorded	17	3%	28	5%	22	3%		
Total	613		619		672			



C2.8 Percentage of deceased EPaCCS patients with 3 or more Unplanned Admissions (Non-Elective Inpatient) in the last 90 days of their life.



PCN				
Armley PCN		8%	13%	13%
Beeston PCN		5%	8%	3%
Bramley, Wortley and Middleton PCN		0%	16%	4%
Burmantofts, Harehills and Richmond Hill PCN		5%	0%	4%
Central North Leeds PCN		4%	4%	4%
Chapelton PCN		5%	0%	8%
Crossgates PCN		3%	3%	5%
Holt Park PCN		11%	7%	0%
LS25 / LS26 PCN		3%	8%	4%
LSMP & The Light		0%	0%	0%
Middleton and Hunslet PCN		3%	5%	0%
Morley and District PCN		4%	2%	2%
Otley PCN		8%	7%	0%
Seacroft PCN		3%	3%	3%
West Leeds PCN		4%	6%	12%
Wetherby PCN		12%	5%	5%
Woodsley PCN		4%	3%	0%
Yeadon PCN		8%	4%	0%
York Road PCN		3%	0%	3%