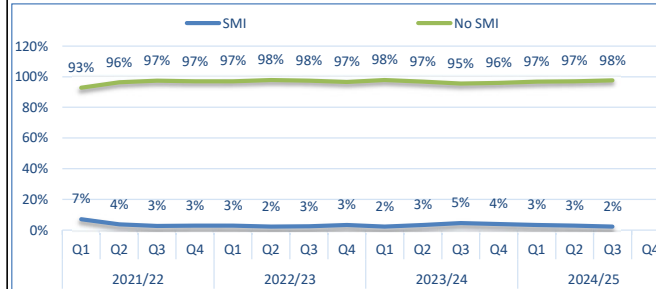
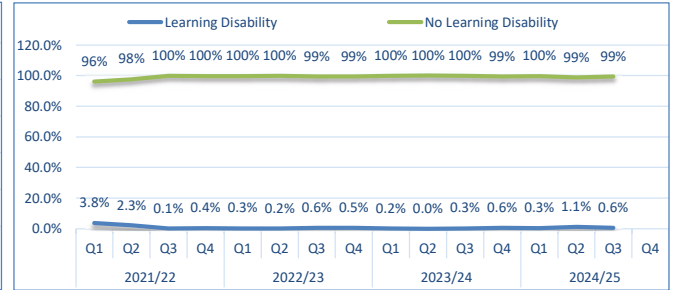
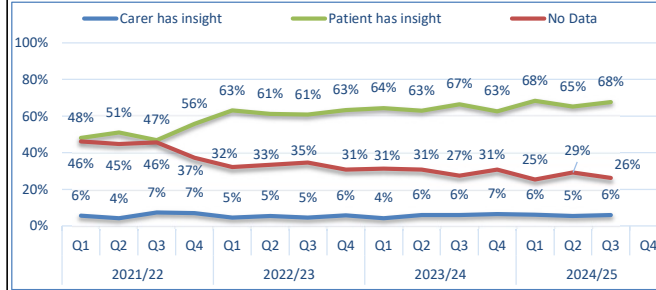
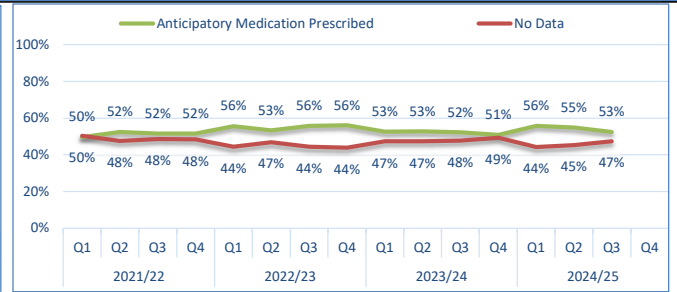
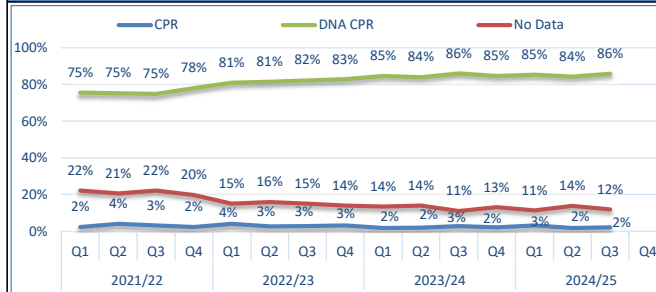


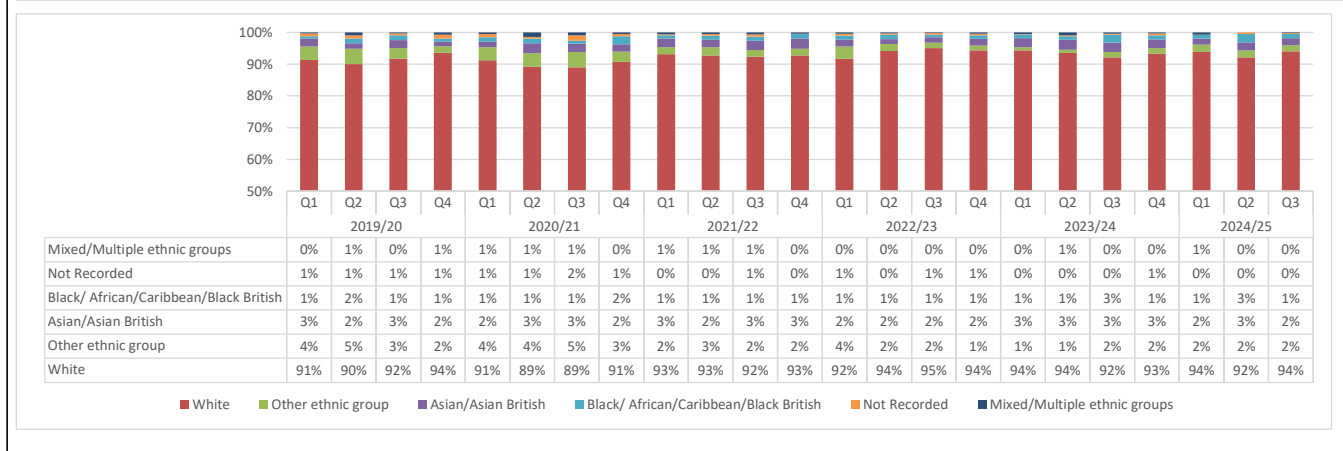
Part 2 - Leeds Health & Care Partnership EoL Data

Appendix New Items

Additional Data for Patients on EPaCCS



Ethnicity



ReSPECT Status for All deaths in reporting period

		2022/23				2023/24				2024/25			
ReSPECT Status		Q1	Q2	Q3	Q4	Q1	Q2	Q3	Q4	Q1	Q2	Q3	Q4
GSF Deaths	ReSPECT	533	520	611	596	611	636	688	638	596	591	650	
	No ReSPECT	170	143	189	146	54	64	44	53	17	28	22	
GSF Total		703	663	800	742	665	700	732	691	613	619	672	
Other Deaths	ReSPECT	130	154	196	169	523	473	572	691	569	526	674	
	No ReSPECT	704	676	786	681	256	239	270	260	229	209	243	
Other Deaths Total		834	830	982	850	779	712	842	951	798	735	917	
Grand Total		1537	1493	1782	1592	1444	1412	1574	1642	1411	1354	1589	

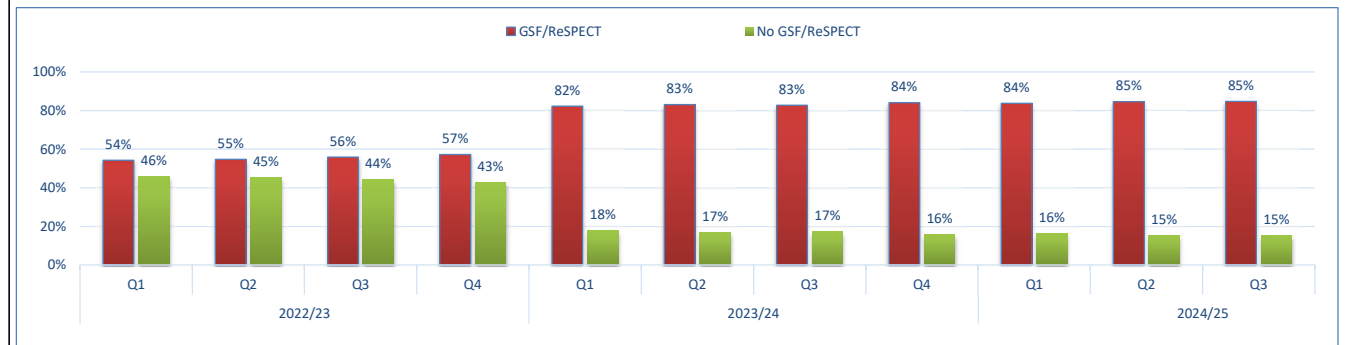
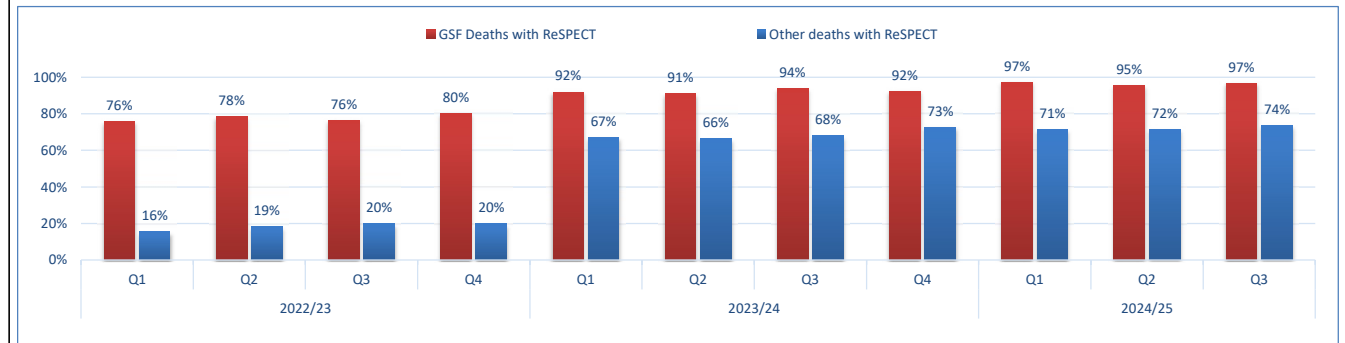


Chart 1. Percentage of GSF coded Patients with a ReSPECT Code vs Other deaths (not coded Palliative/GSF) with a ReSPECT Code

Chart 2. Percentage of Patients who had either GSF codes or a ReSPECT code vs Patients who had neither GSF nor ReSPECT Code.

Note: 2023-24 data has been enhanced using the ReSPECT data received from Leeds Teaching Hospital PPM+