

End of life care and support in Leeds

Who provides Palliative and End of Life Care?

Information for patients

**Easy
Read**




**Leeds Palliative
Care Network**

easy read



This booklet uses easy words and pictures.


You might want to ask someone to help you read it.



We have another leaflets to explain what palliative and end of life care is.



As you become more unwell, you might need more support.



This leaflets helps you to think about where to get that support.



The staff and teams involved in your care depends on what you need.

They all work together to make sure you get the right care.



You can talk to your GP about any worries or wishes you have.

They can help organise the care and support you need.

pharmacist



Pharmacists in the community will work with your care team. They can support with questions about your medicines.

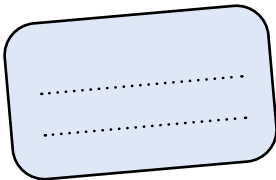
care at home



If you need regular care, this can be arranged.

Carers, nurse, doctors and therapists can visit you at home including when your home is a care home.

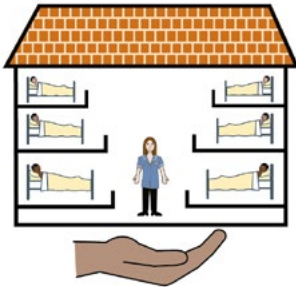
Leeds Community Neighbourhood Services



Your neighbourhood care team, work seven days a week.

They will give you contact information.

nursing home



Staff in Nursing Homes in Leeds are trained and supported to provide palliative and end of life care.

Hospital



If you need to come to hospital, staff are trained to give palliative and end of life care.

There is a Specialist Palliative Care Team working everyday.

hospice



There are two hospices in Leeds. They provide specialist care at the hospice or in your home.

For example, pain management.



There is a palliative care ambulance in Leeds.

This supports patient's to travel to and from hospital/ home/ hospice if needed.



There are support services to help after someone dies.



Please look on this website to see what is right for you or ask your GP for support.



The Leeds Palliative Care Network Website is Leeds Local website that could help.





If you have a Learning Disability or Autism diagnosis please complete a Health Passport and return it to the Learning Disability and Autism team on: leedsth-tr.ldautism@nhs.net



What did you think of your care?

Scan the QR code or visit bit.ly/nhsleedsfft

Your views matter



© The Leeds Teaching Hospitals NHS Trust • 1st edition (Version 2)
Developed by: Kathleen Smith, QI Clinician
All images / Resources Copyright © LYPFT easyonthei
Produced by: Medical Illustration Services • MID code: M20230125_010/BP

LN005572
Publication date
Ver 2. 09/2025
Review date
08/2026