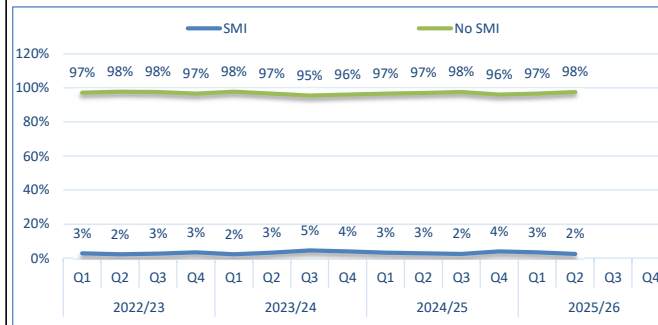
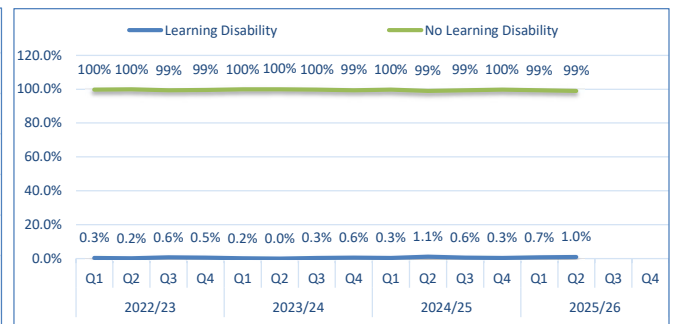
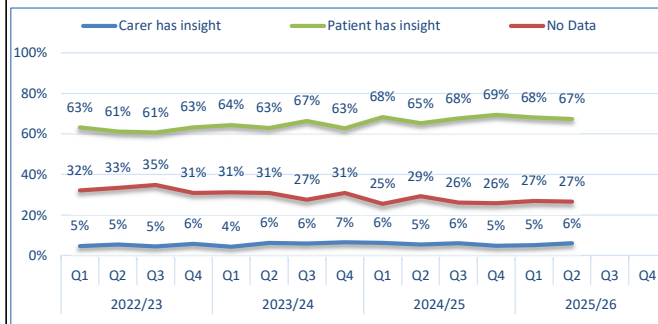
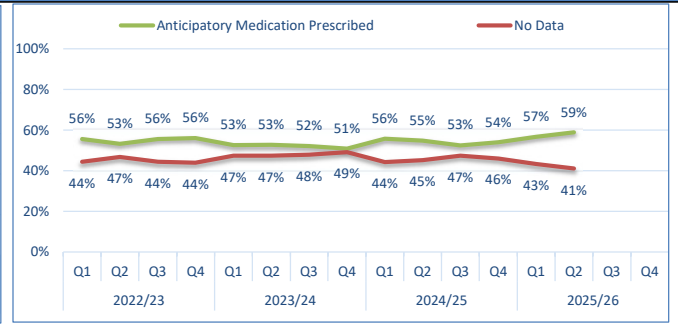
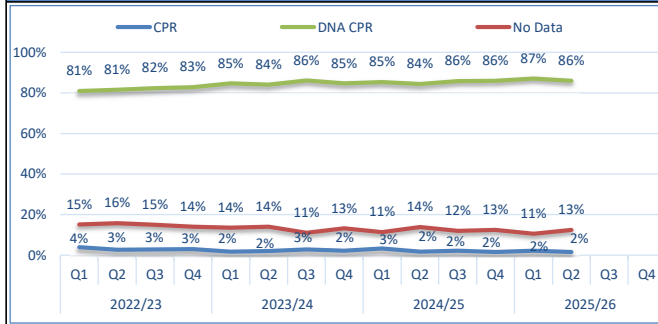


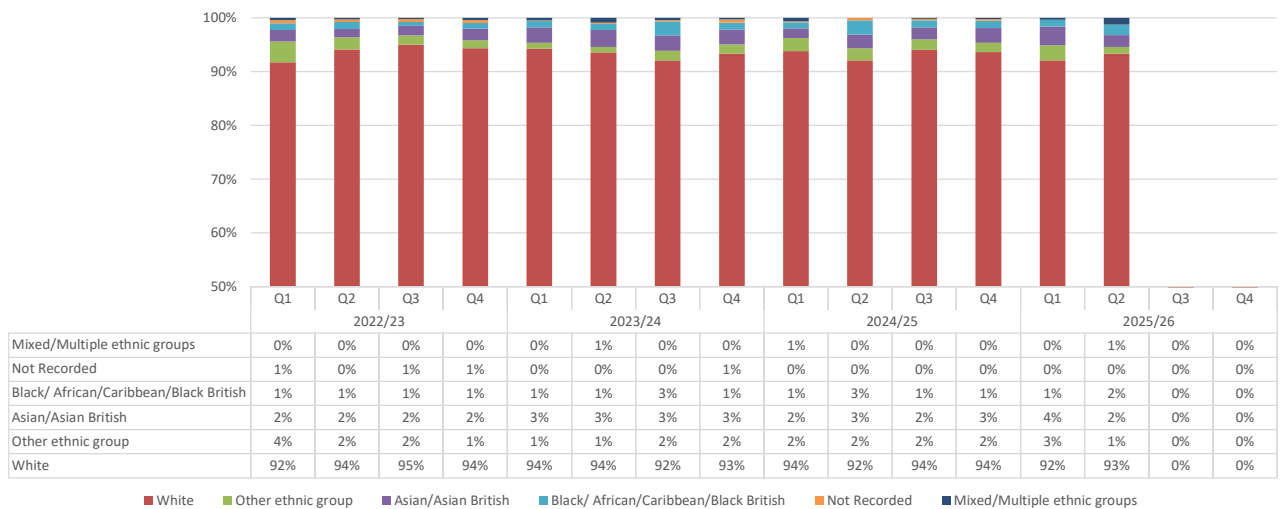
Part 2 - Leeds Health & Care Partnership EoL Data

Appendix New Items

Additional Data for Patients on EPaCCS/GSF



Ethnicity



ReSPECT Status for All deaths in reporting period

		2023/24				2024/25				2025/26			
ReSPECT Status		Q1	Q2	Q3	Q4	Q1	Q2	Q3	Q4	Q1	Q2	Q3	Q4
GSF Deaths	ReSPECT	611	636	688	638	596	591	651	722	577	611		
	No ReSPECT	54	64	44	53	17	28	21	29	36	19		
GSF Total		703	663	800	742	665	700	732	691	613	630		
Other Deaths	ReSPECT	523	473	572	691	569	526	674	635	542	465		
	No ReSPECT	229	209	243	238	229	209	243	238	211	195		
Other Deaths Total		834	830	982	850	779	712	842	951	753	660		
Grand Total		1537	1493	1782	1592	1444	1412	1574	1642	1366	1290		

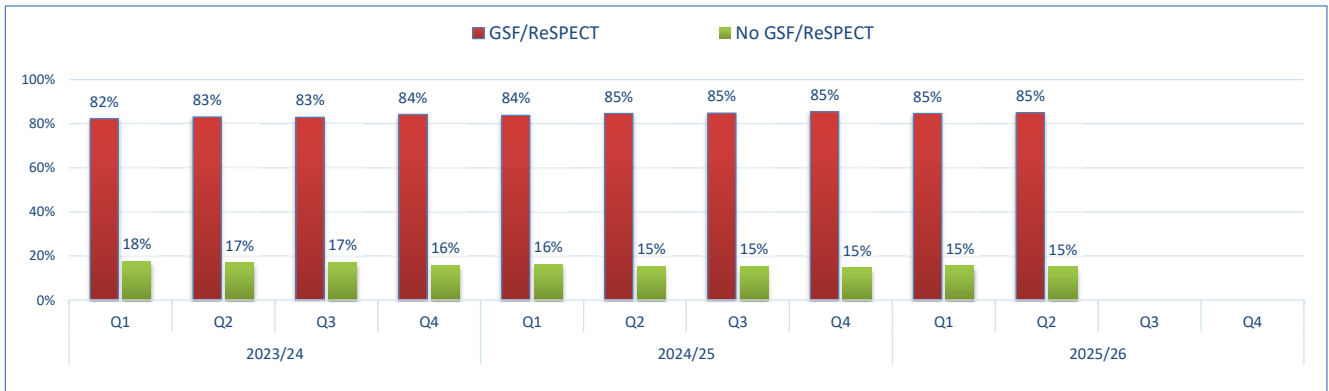
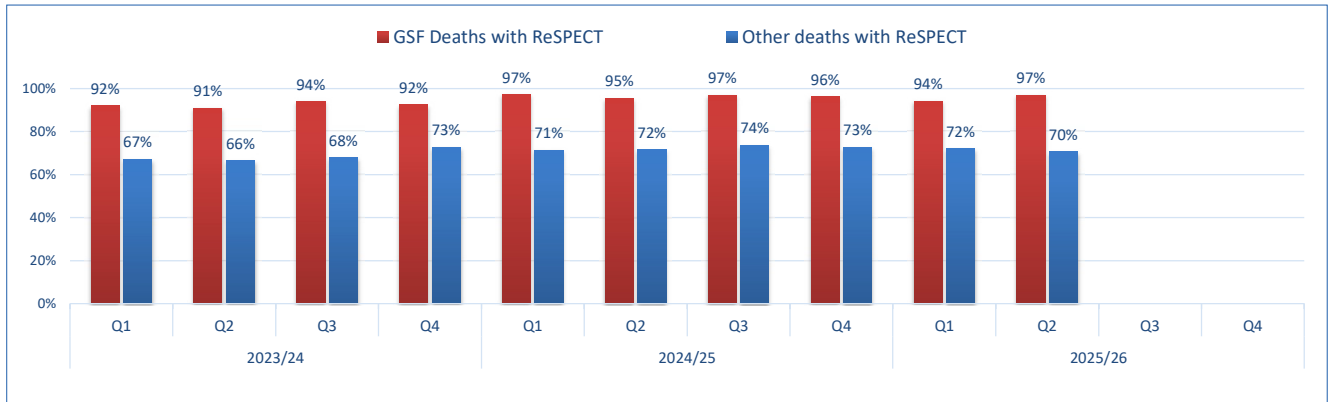


Chart 1. Percentage of GSF coded Patients with a ReSPECT Code vs Other deaths (not coded Palliative/GSF) with a ReSPECT Code
 Chart 2. Percentage of Patients who had either GSF codes or a ReSPECT code vs Patients who had neither GSF nor ReSPECT Code.

Note: Data from 2023-24 onwards has been enhanced using the ReSPECT data received from Leeds Teaching Hospital PPM+